



Twin Cities Chapter Quarterly Newsletter

February 2011 Volume 9, Issue 1

Upcoming Events/Monthly Meetings



When, Where and How Much

Saturday, 26 February, 8:00 am - 4:45 pm

University of Minnesota Conference Center,
St. Paul Campus, 1890 Buford Ave, St. Paul

Early Registration Closes February 7
Members \$45, Non-members \$50,
Full-time Students \$25

Late Registration Closes February 21
All Late Registrants \$60

Wild Ones 2011 Design With Nature Conference is an event you will simply not want to miss! Our theme, Building Tomorrow's Heritage, fuses Aldo Leopold's vision of community, which includes soil, water, plants, and wildlife with the current movement toward natural landscape management. Leopold, best known for his book, A Sand County Almanac, was an ecological activist who inspired people to treat the land with love and respect. This full-day conference features four national and regional speakers along with an exhibition of native plant retailers, natural landscapers, and environmental non-profit organizations and government agencies. Includes breakfast, lunch and refreshments throughout the day, silent auction and author book signing.

Conference Program and Speakers

- The Layered Landscape in the New Wild Garden – Rick Darke
- A Sense of Place – Paula Westmoreland
- Aldo Leopold: A Phenological Heritage – Stan Temple
- Treading Lightly: Becoming a Responsible Gardener – Lynn Steiner

Partners, sponsors and contributors for the 2011 conference include: Blue Thumb, Isaak Walton League: Minnesota Division and the Minnesota State Horticultural Society.

Please visit www.DesignWithNatureConference.org. if not already registered, please do so soon to guarantee your seat! For questions or for those without internet access, please contact Marilyn Jones, co-chair, at marilyndjones@gmail.com or 518-928-7819, or leave a message at 612-293-3833.

TABLE OF CONTENTS

Upcoming Events/Monthly

Meetings.....	1
Meeting Notes.....	2
President's Message.....	4
Chapter Officer Introduction.....	4
Gardener's To-Do List.....	5
Crossword Puzzle	6
Member's Corner.	6
Native Plant.....	7
National WO Mtg & SALT.....	8
New & Renewing Members.....	9

MONTHLY MEETINGS

(Meetings at the Wood Lake Nature Center: social at 6:30, meeting to start promptly at 7:00. Free and open to the public)

Tuesday, March 15, 2011, Nature Writing and Illustrating: The Art of Journaling (Greg Lecker)

Tuesday, April 19, 2011, Rain Gardens and Other Stormwater Strategies (Stacy Anderson)

Tuesday, May 17, 2011, Restoring the Soil Food Web: Considerations on the Use of Compost Tea (Karen Graham)

Meeting Notes

October 2010 Meeting: Restoring the Landscape with Native Plants - A Suburban Approach (Heather Holm Horticulturist, Graphic Designer and Blogger). For those of you who have contemplated (or actually completely torn apart a back yard - mostly through your own blood and sweat) this was an inspirational presentation on how one couple transformed their property. For all attendees at this monthly meeting, this was a great overview on why/how one should landscape with native plants. Heather went down the following list of reasons supporting this view along with wonderful photos showing the transformation of their property into an oasis in the suburbs. Her speech was interspersed with helpful tips on how to enhance the benefits of native plant landscaping.

1. Provides habitat, food and nectar: In addition to planting your garden with natives install additional features such as nest boxes for birds; place logs in areas for insects or smaller animals; or plant areas with a greater density to provide cover.
2. Reduces water and sediment runoff: Dense planting and using plants with deep roots (especially on slopes helps stop sedimentation runoff in addition to reducing water runoff.
3. Reduces fragmentation: Try and plant more species, which attracts more fauna, sequesters additional carbon and reduces susceptibility (by providing a diversity of species helps assure that you won't lose everything in your garden if one or two species fail).
4. Increases biodiversity: The larger one can make one's own native habitat area, the better it is for species in the food chain that depend on these for their existence. Where possible try and connect your naturalized areas with others around you in order to provide a safe corridor for larger animals.
5. Reduces the use of resources: In addition to the reduction in water requirements through planting natives, one should try and collect water to use in in your garden in rain barrels, let leaves and sticks stay in place to help reduce runoff and retain moisture; reduce your lawn size as much as possible; water wisely; and compost

Check out Heather's blog for more information on native plants, insects and wildlife in their back yard at www.RestoringTheLandscape.com

As for the how.

1. Choose plants with a local provenance: Heather spent a lot of time trying to use native plants that had historically been present in the area. She researched historical documents such as the Marschner Maps (grid surveys done in the late 1800's), reading a lot of more current books, and talking with people at native plant nurseries.
2. Put the right plant in the right place: Try and make sure the soil and moisture needs of the native you want to plant match the conditions in which you want to plant it.
3. Distinguish the good from the bad/ugly (invasive) in your yard. Common invasives in Heather's area included buckthorn, garlic mustard and bell flowers - all of which are difficult to permanently remove. For invasive woody plants cut and treat with a 10 to 20 percent Glyphosphate solution when the temperature is above 32 degrees Fahrenheit. Invasive herbaceous plants can be removed by smothering them with paper (overlapped 3 to 4 inches) and covering them with 2 to 4 inches of wood mulch for 2 seasons. (For example, do this in the fall and winter then one can plant in the spring.)

November 2010 Meeting: Seed Starting Tips (Nancy Schumacher of The Vagary). Why grow natives from seed anyway? There are a lot of reasons: the low cost, the ability to grow locally available native plants, and probably most important the challenge and satisfaction that comes with successfully growing your own.

If you want to grow your own natives from seed, like children you must get to know your seeds in order to grow them successfully. Do they require:

- Stratification: a period of cool, moist conditions
- Scarification: nicking , abrading or softening seeds with hard coats
- Special temperature requirements: Some do best at warmer temperatures, others in cooler conditions and still others with alternating temperatures
- Light: Most natives require some light for germination

Direct Seeding Outdoors. This is the probably the easiest way to attempt reproduction as the initial effort is less; however, the germination success rate is also probably lower. For a greater success rate Nancy suggested sowing grasses, large seeds or easy germinators such as legumes, coneflowers, asters, liatris, goldenrod and milkweed. The planting time depends upon the plant's germination requirements. Those that require stratification can be sown in the late fall or very early spring. Grasses don't need to be stratified and can be sown in late spring after the soil temperatures have warmed. Before planting prepare the area by weeding. Cover with a light mulch afterwards to reduce blowing and desiccation of the seeds. As with any young thing tender, loving care (watering and weeding) is needed during the early stages. For seeds that can be directly sown outdoors, if you are unsure of what your seeds are, it might be best to grow them in containers in bottomless pots such as milk jugs for identification.



Photo by Heather Holm

Container and Indoor Growing. For successful results cleanliness is absolutely essential. Start with a sterile media containing little or no soil and little (if any) fertilizer. If stratification is required, put the seeds in plastic bags in moist silica sand for as long as it is suggested for that species and store in a cool place such as your garage or refrigerator. After meeting any pretreatment requirements, plant the seeds in containers such as plug trays. Be sure to thoroughly wet your media before planting. (Nancy suggests doing this the day before and watering several times.) Here a peat based media may help retain water. Place 2-3 seeds in each area. Water GENTLY with CLEAN, tepid water that has not been softened. If your chlorine content is high, let the water sit for a day before using. Once planted keep the seeds consistently moist until germination occurs. Covering with plastic sheeting helps retain moisture, but be aware that it also might encourage mold or bacteria growth. Beyond water, adequate lighting needs to be provided. South and west facing windows can be sufficient, but rotate the containers frequently. A quarter turn daily is best. If using fluorescent lights or in combination with natural light, weekly rotation is probably adequate. Once the seeds germinate remove any covering and water thoroughly only when the surface becomes almost dry. (In Nancy's mind improper watering is the biggest reason for failure.) If using fertilizer, it is best to do so only after a full set of "true" leaves appear and then only use a water soluble-fertilizer at half strength.

Nancy's Favorite Sources of Seed Germination and Growing Information

1. The New England Wild Flower Society Guide to Growing and Propagating Wildflowers of the United States, William Cullina. (*This book is available in our chapter library*)
2. Prairie Moon Nursery catalog and Cultural Guide
3. Jelitto Seed Company www.jelitto.com
4. Prairie Propagation Handbook. Wehr Nature Center Whitnall Park, Milwaukee County Department of Parks, Recreation and Culture
5. Ontario Rock Garden Society, www.orrockgarden.com
6. Seed Germination database. www.tomclothier.hort.net

With all of these tips members quickly gobbled up the seeds that were brought by members for the annual seed exchange. It is hoped that with Nancy's helpful hints each one will meet with success!!

Presidents' Message - Marilyn Jones, President

Coming soon - a brain tingling, spirit lifting winter break - February 26, 2011. Some think Minnesotans are fortunate enough to get so much exercise shoveling and playing snow games during winter. I think Wild Ones members are doubly lucky to have the opportunity to exercise their minds and lift their spirits at the Design With Nature Conference in February.

The larger venue at the U of MN Conference Center will expand the audience by about a third and double the number of exhibitors. The Conference Center has excellent food - locally sourced - and, for the first time, a breakfast buffet just prior to the start of conference proceedings. Nicely stocked refreshment breaks and a luncheon buffet alternate with speakers throughout the day.

And have you seen the roster of nationally and internationally known presenters! I could describe them to you but, for the first time, this year we have a dedicated Conference website. Just log on to DesignWithNatureConference.org. The first thing you'll notice will be beautiful photos by Heather Holm and you can also review speaker bios, and register for the conference. Don't forget to register. Even with the bigger venue, we have a limited number of seats available.

So put down your shovels and stow your snowboards for one terrific day in February. This day alone should keep you smiling until Spring.

Chapter Officer Introduction

Editor's note: Here's a brief introduction of our new officers, so you can get to know them a bit!



Vice President: Shirley Mah Kooyman. I am trained as a botanist with a specialty in plant taxonomy (nomenclature and identification). I worked at the University of Minnesota Landscape Arboretum as the Adult Education Manager where I created and coordinated adult programs. I also taught some of the classes offered to members and the general public. I left the Arboretum last year after being there for 25 years. I am now returning to my first love, which is working with native plants.

I became fascinated with the Plant Kingdom during my freshman year at Smith College in Northampton, Massachusetts and decided to major in botany. It was extra exciting for me, since I grew up in New York City where botany played a minor role to zoology in high school biology. I have been involved with the MN Native Plant Society for a long time, but only recently with The Wild Ones and have been a WO member for one year. My favorite native plant is Dutchman's Breeches (*Dicentra cucullaria*). I love how the flowers flutter in the wind and look so much like the Dutchman's old fashioned pantaloons on a clothes line.

My major goal as Vice President of the The Wild Ones – Twin Cities Chapter is to increase awareness of native plants and their uses in home gardens to a wider group of people. This will mean educating the lay public about what native plants are, how to grow them, how to incorporate them in gardens, and how to simply enjoy them in their natural settings.

Election of officers for 2011 - announcing the Twin Cities Chapter officers for 2011

President: Marilyn Jones
Vice President: Shirley Mah Kooyman
Secretary: Becky Wardell Gaertner
Treasurer: Bill Allen

Secretary: Becky Wardell-Gaertner. In 2004 my husband, John, and I took one of the rain garden classes offered by the City of Minneapolis. That class changed the way we think about gardening. We became so excited about native plants we have replaced much of our lawn here in Minneapolis and at our cabin in Northern Wisconsin with natives. The birds and butterflies attracted to our yard have thrilled us. The Twin Cities Wild Ones became my avenue to learn more, and I have been a member for over 6 Years.



My favorite native in Minneapolis is the blazing star because the monarchs are so crazy about it. Up north the star native is the wild geranium-- It blooms beautifully, the deer avoid it, and the foliage stays nice all summer and fall.

As a member of the Wild Ones Board I hope to continue encouraging the use of native plants to my friends, family and general public.

Treasurer: Bill Allen. I studied biology at Carleton College. Since then, I've managed adult education at the Science Museum of Minnesota (including offering programs on gardening with native plants); developed and managed non-credit courses at the University of Minnesota (including programs on prairies, Big Woods, and Scientific and Natural Areas); and was manager of communications for the Minnesota Environmental Initiative (nothing there about natives - mostly air quality issues), Currently I write for The Nature Conservancy both as a volunteer and on a contract basis - any Wild Ones members who get the Conservancy's regional newsletter (Prairies to Pines) will have seen the feature story in the current issue on the Upper Mississippi Forest Project that I wrote,. I'm also active in getting natives planted on our condominium property.

THE NOKOMIS NATURESCAPE Volunteer Support The 2011 gardening season begins with the annual Earth Day Clean-up at Lake Nokomis – Saturday April 16th 9am. Throughout the season, gardeners meet Tuesday from May – September 6:30 - 8:30 pm. Choose your level of commitment - from occasional to adopting a section of a garden. Gardening by the lakeside is an enjoyable time spent with people sharing your interest. We welcome all help to keep our garden a native plant showcase, inspiring park patrons to go native in their own yards and to see the beautiful liveliness of natural habitats.

Gardener's To-Do List (February, March, April)


- * Prune trees and shrubs of dead or damaged limbs, shoots or waterspouts while they are still dormant; also shrubs that need shaping and rejuvenation. Best to trim up to 1/3 of the branches all the way back than to shorten all the branches.
- * February/March is a great time to start winter sowing hardy plant seed.
- * Start a compost pile in March/April.
- * Prevent soil damage by using coarse sand to provide traction and make sidewalks and driveways less slick. If that doesn't do the trick, try de-icing products from calcium chloride or calcium magnesium acetate (CMA) - salt-free melting agents.
- * Finalize your garden plans for this year. Order seeds or make a list of plants to pick up at garden nurseries.
- * As the weather warms up, put away suet bird feeders; the suet doesn't keep and birds are switching to their warmer weather diets. Also clean up birdseed shells, since build-up can hinder growth of plants and become moldy.
- * Pull off mulch as it thaws (but be ready to put it back on if there's another deep freeze)!
- * Apply corn gluten meal to hinder weed seed germination in late April/early May. Spread it at a rate of 20 pounds per 1,000 SF. Water it lightly to activate it. It will remain effective for 5-6 weeks. (Note: will affect any seed it contacts)
- * Sort your seeds by the date each needs to be planted, if starting indoors. We're fast coming up on the time to start them, especially ones that need cold, moist stratification.



CROSSWORD PUZZLE (Editor's note: This puzzle challenges you to see how closely you read the newsletters of the previous year, since almost all words can be found in newsletter issues from 2009.)

Across

1. Aggressive native vine: Virginia _____.
4. Winter "to do" task with trees and shrubs.
5. Layer over newspaper when establishing new garden.
7. Queen bee's mates.
9. Killer bees came to the US from this South American country.
12. What has had a Twin Cities WO makeover.
13. Plant that attracts the most diverse insects in Kalantari yard.
15. Increased problems due to global warming.
18. Third bee life stage when starting with the egg.
19. What Twin Cities WO values the most.
21. Another increased problem due to global warming.
23. Eastern Swallowtail food source.
24. Stellatum means _____ in botanical Latin.
27. Latin word for garlic.
28. Bee species with scouts: _____ bees.
29. What can make honey spoil.
30. Used by this vine to cling to surfaces.
31. Past president looking for new challenges.



Down

2. Winter activity to prepare for next year: make _____
3. Native monarchs can't resist.
4. One of three native plant communities common to MN.
6. Nokomis Naturescape is a certified way station for this.
8. Cheap test to roughly determine soil texture.
10. Plant community with greatest organic content.
11. Job of a worker bee.
14. Another global warming related problem.

Down, continued

15. Activity on every "to-do" list: _____ing.
16. Key to a balanced ecosystem per Talamy.
17. Current Twin Cities WO president.
20. Invasive fauna migrating further north.
22. Recommended NO3 fixer.
27. Late bloomer in Brown Thumb garden
28. Either/___

Member's Corner

Isle Royale Botany Workshop: Last year Julie Vanatta spoke at one of the Twin Cities chapter monthly meetings on her experiences at a workshop on Isle Royale. She wishes you all to know that there is another one scheduled for this coming summer - June 13-18. You can experience four days in Lake Superior's Isle Royale National Park and learn to identify the diverse plants that live on this incredible island! This special botany workshop, sponsored by the Isle Royale & Keweenaw Parks Association (IRKPA), and taught by botanist Janet Marr, is open to anyone with beginning/intermediate knowledge of plant identification who is interested in learning to identify the early summer native flora of this species-rich Lake Superior island. Contact Kristine Bradof at 906-482-7860 or kbradof@irkpa.org for more information about workshop registration or to register. Contact Janet Marr at 906-337-5529 or jkmarr@mtu.edu for details about the workshop itself. If you wish to preview the workshop you can go to "[Plants of Isle Royale June '08](#)" on Facebook.

Editor's Note: Got something you want to tell, sell or give away. This space is provided for members who wish to "advertise" anything related to native plants. Some examples of acceptable types of information are plant rescue opportunities, sale of a house that features native plants, plant sales, seminars, and seed/plant give-away. This is offered with the following restrictions

Midwest Home Landscape Design Awards. Twin Cities Chapter Member Douglas Owen Pike's company Energy Scapes has been selected as one of two finalists in the 2011 Designer in Bloom category. The winner will be announced on 5 March. We will keep you posted on how his entry does. It is great to see one of our members get recognized while promoting native plantings/designs.

SW Minneapolis Home for Sale. Wonderful native gardens: large areas of mature plantings, native hedgerow, many species. This home has it all—on a beautiful little lake, close to schools, shopping. Safe, friendly, quiet neighborhood. 3 bedrooms, 1 ½ baths, 2 fireplaces, partially finished basement with family room and home office. Updated kitchen, finished oak floors, 3-season porch, patio, 2 ½ car garage, and infrastructure for solar in place. \$230,000-\$250,000. Kathie 612-861-1077, therapymn@aol.com



Native Plant: Mayapple

Common Names: May Apple, hog apple, Indian apple, mayflower, umbrella plant, wild lemon, wild mandrake, American mandrake, “devils” apple

Scientific Name: *Podophyllum peltatum*

Family: Berberidaceae

IDENTIFICATION

Habitat: Found in rich woodlands, meadows and moist, shaded road banks

Height: 1 to 1½ foot tall

Leaves: Perennial with opposite, 6 to 12 inch wide light green, deeply lobed (palmate) leaves. Mature plants have pairs of leaves whereas younger (sterile) plants have a single leaf. Typically there are 5 to 9 lobes per leaf.

Flowers: The waxy white flower usually has 6 petals although there may be more (up to 9). The flower is hidden in the fork between the leaves. The flower appears in mid to late spring (usually May-June).

Fruit: The 1 to 2 inch fruit (holding 6 to 12 seeds) is green when it first appears in early summer. It eventually turns yellow as it ripens in late summer and resembles a small lemon. Gather the fruit when it has turned yellow and is practically falling off the plant. At that time the leaves will also be turning yellow.

Overall characteristics: The plant has creeping underground stems and thick, fibrous reddish brown roots. It spreads through its rhizomes making it a great tall, ground cover. The scientific name came from the Greek word podos (foot) and phyllon (leaf); with the translation of peltatum meaning shield-like.




Photo By Heather Holm

GARDEN TIPS

Plant Hardiness: Zone: 3-9

Sun/Shade Needs: Semi-shade to Shade.

Soil Needs: Evenly moist, humus-rich soil that never completely dries out.

continued...

Planting: Plant 4 to 6 feet apart. Spreads 1 to 2 feet.

Propagation: Easy to propagate from rhizomes which can be planted in the spring or fall. The seeds are sown directly in the fall. (Do this fairly quickly as the seeds don't store well.) This plant is somewhat of a slow starter but don't give up! When grown from rhizomes flowers may appear after the first year, but from seeds it may take 3 to 4 years.

Care: Easy to care for. Water regularly, but don't overwater.

Companion Plants: Trilliums, ferns

Friends & Foes: Birds, bees and butterflies are attracted to this plant. It is pollinated by bumble-bees and other long-tongued bees. Can be infected with rust *Puccinia podophylli*

NOTES

Current Use/Interest: The fruit is edible in moderate amounts when ripe. Jams, jellies, pies can be made from the fruit. The seeds usually are removed before cooking. Beware!! The rest of the plant is poisonous. Currently used in cancer medications

Historic Use/Interest: The resin in the roots has been used externally in the treatment of warts. American Indians also used it as a laxative and to cure worms.

National WO Meeting and SALT Conference

Traveling to Connecticut, meeting members of the Mountain Laurel Chapter of Wild Ones, and attending the Wild Ones national board meeting and annual meeting was a very worthwhile experience. Wild Ones Connecticut Chapter hosted the meetings in conjunction with the 8th Annual SALT Seminar for Homeowners, sponsored by the Connecticut College Arboretum. SALT – an acronym for Smaller American Lawns Today – is an environmental movement started by Dr. William A. Niering back in 1977. He challenged homeowners to become “the salt of the earth” by cutting back on the size of their lawns and having their home grounds in harmony with nature. In 2007, SALT met Wild Ones, and the Arboretum formally announced the creation of the Mountain Laurel Chapter. The conference was held on the campus of the Connecticut College Arboretum, a 750-acre landscape featuring a 25-acre native plant collection. Sited on top of a hill in New London, on a clear day you can look out across the green at Long Island. On Friday, we were invited on a guided tour, and I couldn't resist going back and revisiting the collection during a break on Saturday.

Speakers for the conference included Bret Rappaport (past WO president), Sue Reed, Larry Weaner and Kerry Ann Mendez. Bret opened the conference with the history of the natural landscape movement, noting those who led the way before us. He also shared information about municipal regulations and how to fight the weed police. Author Sue Reed demonstrated how homeowners can lower their home energy and water budget through “Energy-Wise Landscape Design”, the title of her new book. She reminded us that an open space filled with lawn grass is a heat island compared to an area filled with layers of groundcover, trees and shrubs. My favorite speaker was Larry Weaner, a landscape consultant and educator. I learned many practical tips from Larry as he explained how to create a natural landscape using succession planting, recognizing the value of non-conservative plants as groundcover while conservative plants take root. I also learned why our favorite Cardinal Flower, *Lobelia cardinalis*, does well in some gardens but not in others. The secret to keeping your colony alive and well? Selective disturbance, which allows seeds to germinate and replenish the colony. I missed most of Kerry Ann Mendez' presentation, choosing instead to revisit the native plant collection. Her talk was about perennials and other aspects of garden design and maintenance.

The evening before the conference Marilyn Jones, Marty Rice and I all attended the national board meeting. Our chapter and Minnesota were well represented, as Carol Andrews was also at the meeting. Tim Lewis, our newly elected national president, led the meeting and everyone was enthusiastic about the progress made gearing up for our national membership drive. Wild Ones National Annual Meeting meeting followed Saturday's conference. You can read more about the meeting in your January-February issue of the Journal.

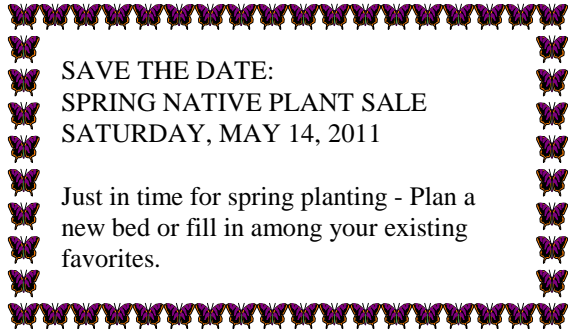
continued...

All in all, we can be very proud of our chapter and our commitment to supporting the mission of Wild Ones. As the third largest chapter, we are leaders and role models for other chapters as they aspire to grow and carry the message to gardeners and landowners in their respective communities.

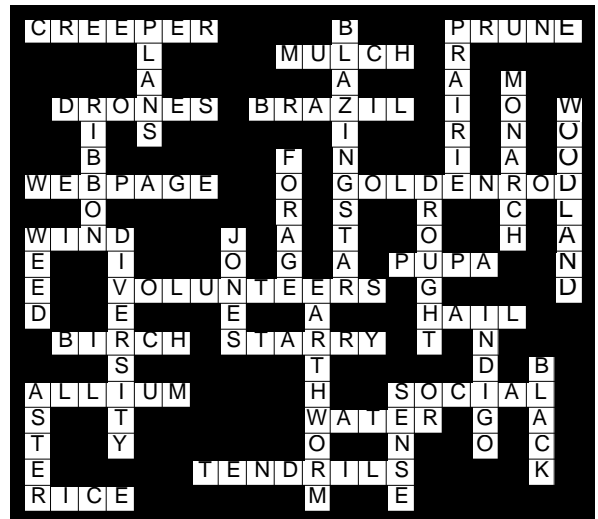
Julia Vanatta

(Excerpts of this copy were taken from the conference program.)

Correction to October Newsletter (Native Plant Article on Virginia Creeper): A sharp-eyed reader (Pamela Deerwood) has pointed out a mistake in this article. She wrote: I recently realized that Virginia creeper, *Parthenocissus quinquefolia* is a different species than Woodbine (Thicket Creeper), *Parthenocissus inserta*. Both are native species. The main differences are in the tendrils and aerial roots:
 Virginia Creeper has slender tendrils (3/4" - 1.5") that are disk-tipped with several branches (2-10 branches). The tendril tips resemble adhesive suction cups at the tips and are used to attach to surfaces, such as a host, sides of buildings, other branches, etc. Virginia Creeper has stems that produce aerial roots.
 Woodbine tendrils are slender tipped, long (1.5" - 6") and sinuous and only branch once or twice and generally lack adhesive disks at the tips. Woodbine tendrils are very durable and may outlast the stem. Aerial roots are lacking in woodbine.



CROSSWORD PUZZLE ANSWERS



Welcome New & Renewing Members

As of 1 January 2011 according to the national website, our chapter had 135 active members. Thank you to these new and returning members for their support of Wild Ones. Whether you've just joined or have been a member for several years we look forward to your participation. Besides this newsletter, visit us at www.for-wild.org/chapters/twincities <<http://www.for-wild.org/chapters/twincities>>.

- Allen, William; Argus, Tammy; Bisco, Carla; Bowden, Frank; Brindle, Dorothy; Campbell, Sydney; Coleman, Jim & Jan; Dinsmore, Lucy; Hanley, Anne; Harris, Thanko; Hoch, John; Holm, Brent & Heather; Krohnke, Mary Alyce; Larson, Elaine; Maronne, Teresa; Mayberg, Jeremy & Amy Ann; McGlynn, Ed & Rosemary; Nussbaum, Sandra T.; Porwit, Jennifer/Baltrukonis, Joe; Rosenberg, Molly; Schommer, Mary & Robert; Seger, Patricia; Shea, Linc & Fran; Smith, Kathy & Brent; Stack, David; Texler, Hannah; Williams, Karen; Wilson, Chester

2011 Officers

President: Marilyn Jones
Vice President: Shirley Kooyman
Secretary: Becky Wardell-Gaetner
Treasurer: Bill Allen

Board Members

Audio Visual: John Arthur
Hospitality: Rose Meyer
Membership: Marty Rice
Merchandise: Trudy Poquette
Newsletter: Mary Schommer
Nokomis Naturescape: Vicki Bonk
Outreach: Marty Rice
Programs: Carmen Simonet
Public Relations: Julia Vanatta
Spring Expo: Marilyn Jones

Tours: OPEN

Volunteer Coordinator: Bill Blood
Website Development: Heather Holm
Webmaster: Jim Sipe
WO Phone: Tammy Argus
Chapter Message Center: 612-293-3833

MEMBERSHIP

Benefits To You

- Monthly meetings featuring excellent presentation on a wide array of native landscaping topics.
- Receive the new member packet, including our handbook full of information and activities on natural landscaping.
- Receive the Wild Ones journal, with articles and information to inspire and educate you about natural landscaping.
- Free admission to Wild Ones' events, such as our garden tours, and native plant walks and sales/swaps.
- Reciprocity with other chapters' meetings.
- Gather and exchange information and expertise with other gardeners of all experience levels.
- Support for the Wild One's Mission.

Join or Renew

1. Sign up at meetings, or
2. Call Marilyn Jones at 518-928-7819, or
3. Access the national website at www.WildOnes.org



Twin Cities Chapter
c/o Marty Rice
4730 Park Commons Dr. #321
St. Louis Park, MN 55416

www.WildOnes.org/chapters/twincities

OUR MISSION

Wild Ones: Native Plants, Natural Landscapes promotes environmentally sound landscaping practices to preserve biodiversity through the preservation, restoration and establishment of native plant communities. Wild Ones is a not-for-profit environmental education and advocacy